

Republic of the Philippines
MUNICIPALITY OF BANI
STATEMENT OF RECEIPTS AND EXPENDITURES
GENERAL FUND
For the Month Ended March 31, 2012

TAX REVENUE

Local Taxes

Amusement Tax	5,500.00
Business Taxes (Local Tax)	1,061,013.91
Community Tax	185,614.52
Real Property Tax	1,867,460.38
Less: Discount on Real Property Tax	301,990.91
Other Local Taxes	79,480.00
Total Local Taxes	2,897,077.90

GENERAL INCOME ACCOUNTS

Internal Revenue Allotment 17,153,139.00

Permits and Licenses

Fees on Weight and Measures	6,900.00
Fishery Rentals, Fees and Charges	1,470,804.35
Franchising and Licencing Fees	75,400.00
Permit Fees	303,477.85
Registration Fees	18,994.00
Total Permits and Licenses	1,875,576.20

Service Income

Clearance/ Certification Fees	247,619.55
Garbage Fees	39,515.00
Inspection Fees	40,041.00
Medical, Dental and Laboratory Fees	101,902.00
Other Services Income	378,294.71
Total Service Income	807,372.26

Business Income

Income from Cemetery Operations	3,850.00
Income from Markets	818,293.50
Income from Slaughterhouse	74,670.00
Fines and Penalties-Business Income	13,477.25
Total Business Income	910,290.75

Other Income

Interest Income	8,826.04
Total Other Income	8,826.04

TOTAL OPERATING INCOME

23,652,282.15

EXPENSES

PERSONAL SERVICES

Salaries and Wages

Salaries and Wages-Regular	4,466,930.46
Salaries and Wages-Casual	467,300.00

Other Compensation

Personal Economic Relief Allowance	620,000.00
Representation Allowance (RA)	371,875.00
Transportation Allowance (TA)	371,875.00
Clothing/Uniform Allowance	296,000.00
Subsistence, Laundry and Quarters Allowances	68,400.00
Productivity Incentive Allowance	110,000.00
Hazard Pay	117,351.00
Longevity Pay	15,000.00

Personnel Benefits Contributions

Life and Retirement Insurance Contributions	526,579.88
Pag-ibig Contributions	95,959.98
Philhealth Contributions	54,087.50
ECC Contributions	23,569.73

Total Personal Services

7,604,928.55

MAINTENANCE AND OTHER OPERATING EXPENSES	
Traveling Expenses	
Traveling Expenses-Local	537,890.64
Training and Scholarship Expenses	
Training Expenses	96,200.00
Scholarship Expenses	324,929.45
Supplies and Materials Expenses	
Office Supplies Expenses	295,845.82
Accountable Forms Expenses	43,640.00
Drug and Medicines Expenses	19,529.68
Medical, Dental and Laboratory Supplies Expenses	7,000.00
Gasoline, Oil and Lubricants Expenses	1,011,501.95
Other Supplies Expenses	375.00
Utility Expenses	
Water Expenses	96,957.60
Electricity Expenses	642,942.83
Communication Expenses	
Postage and Deliveries	1,285.00
Telephone Expenses- Landline	49,240.93
Telephone Expenses- Mobile	199,647.50
Internet Expenses	37,874.83
Cable, Satellite, Telegraph and Radio Expenses	1,080.00
Advertising Expenses	35,200.00
Printing and Binding Expenses	4,800.00
Subscriptions Expenses	14,296.00
Professional Services	
Auditing Services	13,344.00
Consultancy Services	120,000.00
Janitorial Services	1,054,661.95
Other Professional Services	164,600.00
Repair and Maintenance	
Land and Land Improvements	
Repairs and Maintenance-Land Improvements	108,000.00
Buildings	
Repairs and Maintenance-Office Building	2,698.50
Repairs and Maintenance-Market and Slaughterhouse	1,120.00
Leasehold Improvements	
Office Equipment, Furnitures and Fixtures	
Repairs and Maintenance-Office Equipment	19,340.00
Repairs and Maintenance-Furniture and Fixtures	1,800.00
Repairs and Maintenance-IT Equipment	1,650.00
Transportation Equipment	
Repairs and Maintenance-Motor Vehicle	152,451.26
Other Property, Plant and Equipment	
Repairs and Maintenance-Other Property,Plant and Equipment	22,500.00
Public Infrastructures	
Repairs and Maintenance-Roads, Highways and Bridges	72,741.00
Repairs and Maintenance-Parks, Plazas and Monuments	55,725.00
Repairs and Maintenance-Other Public Infrastructures	315,023.50
Taxes, Insurance Premiums and Other Fess	
Fidelity Bond Premium	12,450.00
Insurance Expenses	101,956.10
Other Maintenance and Operating Expenses	719,377.00
TOTAL OPERATING EXPENSES	13,964,604.09
INCOME FROM OPERATIONS	9,687,678.06
FINANCIAL EXPENSES	
Bank Charges	-
Income before Subsidies, Donations and Extraordinary Items	9,687,678.06
Less: Subsidy to National Government Agencies	156,180.00
Donations	74,285.00
Total	230,465.00

Income before Extraordinary Items	9,457,213.06
Add(Less) Extraordinary Items:	
Gain/Loss on foriegn Exchange	-
Gain/Loss on Sale of Disposal Assets	-
Gain/Loss on Sale of Securities	-
Net receipts before Capital Outlay Expenditures	9,457,213.06
Less: Infrastructures Projects	
Construc tion in Progress- Roads, Highways and Bridges	-
Construc tion in Progress- Artesian Wells, Reserviors, Pumping Station	-
Construc tion in Progress- Irrigation, Canals and Laterals	-
Construc tion in Progress- Other Public Infrastructures	-
Total Infrastructure Projects	-
Less: Capital Outlay Expenditures	
Land	280,000.00
Properetty, Plant and Equipment	-
Total Capital Outlay	280,000.00
NET RECEIPTS OVER EXPENDITURES	9,177,213.06

Prepared by:


JENNELYN T. HUMILDE
Admin. Aide Casual


Certified correct:


GERRY A. CAMBA, CPA
Municipal Accountant


Republic of the Philippines
MUNICIPALITY OF BANI
STATEMENT OF RECEIPTS AND EXPENDITURES
SPECIAL EDUCATION FUND
For the Month Ended March 31, 2012

TAX REVENUE	
Local Taxes	
Special Education Tax	2,258,827.46
Less: Discount on Special Education Tax	301,990.91
Total Local Taxes	1,956,836.55
GENERAL INCOME ACCOUNTS	
Other Income	
Interest Income	1,013.35
Total Other Income	1,013.35
TOTAL OPERATING INCOME	1,957,849.90
EXPENSES	
PERSONAL SERVICES	
Salaries and Wages	
Salaries and Wages-Contractual	-
Salaries and Wages-Emergency	-
MAINTENANCE AND OTHER OPERATING EXPENSES	
Traveling Expenses	
Traveling Expenses-Local	3,200.00
Training and Scholarship Expenses	
Training Expenses	-
Scholarship Expenses	-
Supplies and Materials Expenses	
Office Supplies Expenses	9,000.00
Utility Expenses	
Water Expenses	-
Electricity Expenses	8,396.31
Professional Services	
Other Professional Services	162,000.00
Repair and Maintenance	
Buildings	
Repairs and Maintenance-School Building	59,730.00
Other Maintenance and Operating Expenses	298,080.00
TOTAL OPERATING EXPENSES	540,406.31
Net receipts before Capital Outlay Expenditures	1,417,443.59
Less: Capital Outlay Expenditures	
Property, Plant and Equipment	-
Total Capital Outlay	-
NET RECEIPTS OVER EXPENDITURES	1,417,443.59

Prepared by:


JENNELYN T. HUMILDE
Admin. Aide Casual

Certified correct:


GERRY A. CAMBA, CPA
Municipal Accountant

Republic of the Philippines
MUNICIPALITY OF BANI
STATEMENT OF INCOME AND EXPENSES
GENERAL FUND
For the Month Ended March 31, 2012

TAX REVENUE

Local Taxes

Amusement Tax	5,500.00
Business Taxes (Local Tax)	1,061,013.91
Community Tax	185,614.52
Real Property Tax	1,867,460.38
Less: Discount on Real Property Tax	301,990.91
Other Local Taxes	79,480.00
Total Local Taxes	2,897,077.90

GENERAL INCOME ACCOUNTS

Internal Revenue Allotment 17,153,139.00

Permits and Licenses

Fees on Weight and Measures	6,900.00
Fishery Rentals, Fees and Charges	1,470,804.35
Franchising and Licencing Fees	75,400.00
Permit Fees	303,477.85
Registration Fees	18,994.00
Total Permits and Licenses	1,875,576.20

Service Income

Clearance/ Certification Fees	247,619.55
Garbage Fees	39,515.00
Inspection Fees	40,041.00
Medical, Dental and Laboratory Fees	101,902.00
Other Services Income	378,294.71
Total Service Income	807,372.26

Business Income

Income from Cemetery Operations	3,850.00
Income from Markets	818,293.50
Income from Slaughterhouse	74,670.00
Fines and Penalties-Business Income	13,477.25
Total Business Income	910,290.75

Other Income

Interest Income	8,826.04
Total Other Income	8,826.04

TOTAL OPERATING INCOME

23,652,282.15

EXPENSES

PERSONAL SERVICES

Salaries and Wages

Salaries and Wages-Regular	4,466,930.46
Salaries and Wages-Casual	467,300.00

Other Compensation

Personal Economic Relief Allowance	620,000.00
Representation Allowance (RA)	371,875.00
Transportation Allowance (TA)	371,875.00
Clothing/Uniform Allowance	296,000.00
Subsistence, Laundry and Quarters Allowances	68,400.00
Productivity Incentive Allowance	110,000.00
Hazard Pay	117,351.00
Longevity Pay	15,000.00

Personnel Benefits Contributions

Life and Retirement Insurance Contributions	526,579.88
Pag-ibig Contributions	95,959.98
Philhealth Contributions	54,087.50
ECC Contributions	23,569.73
Total Personal Services	7,604,928.55

MAINTENANCE AND OTHER OPERATING EXPENSES

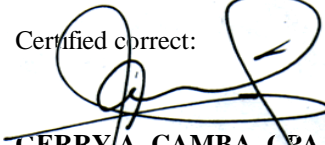
Traveling Expenses	
Traveling Expenses-Local	537,890.64
Training and Scholarship Expenses	
Training Expenses	96,200.00
Scholarship Expenses	324,929.45
Supplies and Materials Expenses	
Office Supplies Expenses	295,845.82
Accountable Forms Expenses	43,640.00
Drug and Medicines Expenses	19,529.68
Medical, Dental and Laboratory Supplies Expenses	7,000.00
Gasoline, Oil and Lubricants Expenses	1,011,501.95
Other Supplies Expenses	375.00
Utility Expenses	
Water Expenses	96,957.60
Electricity Expenses	642,942.83
Communication Expenses	
Postage and Deliveries	1,285.00
Telephone Expenses- Landline	49,240.93
Telephone Expenses- Mobile	199,647.50
Internet Expenses	37,874.83
Cable, Satellite, Telegraph and Radio Expenses	1,080.00
Advertising Expenses	35,200.00
Printing and Binding Expenses	4,800.00
Subscriptions Expenses	14,296.00
Professional Services	
Auditing Services	13,344.00
Consultancy Services	120,000.00
Janitorial Services	1,054,661.95
Other Professional Services	164,600.00
Repair and Maintenance	
Land and Land Improvements	
Repairs and Maintenance-Land Improvements	108,000.00
Buildings	
Repairs and Maintenance-Office Building	2,698.50
Repairs and Maintenance-Market and Slaughterhouse	1,120.00
Office Equipment, Furnitures and Fixtures	
Repairs and Maintenance-Office Equipment	19,340.00
Repairs and Maintenance-Furniture and Fixtures	1,800.00
Repairs and Maintenance-IT Equipment	1,650.00
Transportation Equipment	
Repairs and Maintenance-Motor Vehicle	152,451.26
Repairs and Maintenance-Watercrafts	-
Repairs and Maintenance-Other Transportation Equipment	-
Other Property, Plant and Equipment	
Repairs and Maintenance-Other Property,Plant and Equipment	22,500.00
Public Infrastructures	
Repairs and Maintenance-Roads, Highways and Bridges	72,741.00
Repairs and Maintenance-Parks, Plazas and Monuments	55,725.00
Repairs and Maintenance-Other Public Infrastructures	315,023.50
Taxes, Insurance Premiums and Other Fess	
Taxes, Duties and Licenses	-
Fidelity Bond Premium	12,450.00
Insurance Expenses	101,956.10
Non-Cash Expenses	
Depreciation	
Land Improvements	
Depreciation- Land Improvements	-
Depreciation-Electrification,Power and Energy Structures	-

Buildings		
Depreciation-Office Buildings	-	
Depreciation-School Buildings	-	
Depreciation-Hospitals and Health Centers	-	
Depreciation-Market and Slaughterhouses	-	
Depreciation-Other Structures	-	
Leasehold Improvements		
Depreciation-Leasehold Improvements, Land	-	
Depreciation-Leasehold Improvements, Buildings	-	
Depreciation-Other Leasehold Improvements	-	
Office Equipment, Furnitures and Fixtures		
Depreciation-Office Equipment	-	
Depreciation-Furniture and Fixtures	-	
Depreciation-IT Equipment	-	
Depreciation- Library Books	-	
Machineries and Equipment		
Depreciation-Machineries	-	
Depreciation-Agricultural, Fishery and Forestry Equipment	-	
Depreciation-Communication Equipment	-	
Depreciation-Construction and Heavy Equipment	-	
Depreciation-Firefighting Equipment and Accessories	-	
Depreciation-Hospitals Equipment	-	
Depreciation- Medical, Dental and Laboratory Equipment	-	
Depreciation-Military and Police Equipment	-	
Depreciation-Sports Equipment	-	
Depreciation-Technical and Scientific Equipment	-	
Depreciation- Other Machineries and Equipment	-	
Transportation and Equipment		
Depreciation-Motor Vehicles	-	
Depreciation-Watercrafts	-	
Depreciation-Other Transportation Equipment	-	
Other Property, Plant and Equipment		
Depreciation-Other Property, Plant and Equipment	-	
Other Maintenance and Operating Expenses		719,377.00
TOTAL OPERATING EXPENSES		13,964,604.09
INCOME FROM OPERATIONS		9,687,678.06
FINANCIAL EXPENSES		
Bank Charges	-	
Income before Subsidies, Donations and Extraordinary Items		9,687,678.06
Less: Subsidy to National Government Agencies		156,180.00
Donations		74,285.00
Total		230,465.00
Income before Extraordinary Items		9,457,213.06
NET INCOME		9,457,213.06

Prepared by:


JENNYLYN T. HUMILDE
Admin. Aide Casual

Certified correct:


GERRY A. CAMBA, CPA
Municipal Accountant

Republic of the Philippines
MUNICIPALITY OF BANI
STATEMENT OF INCOME AND EXPENSES
SPECIAL EDUCATION FUND
For the Month Ended March 31, 2011

TAX REVENUE

Local Taxes	
Special Education Tax	2,258,827.46
Less: Discount on Special Education Tax	301,990.91
Total Local Taxes	1,956,836.55

GENERAL INCOME ACCOUNTS

Other Income	
Interest Income	1,013.35
Total Other Income	1,013.35

TOTAL OPERATING INCOME 1,957,849.90

EXPENSES

PERSONAL SERVICES

Salaries and Wages	
Salaries and Wages-Contractual	-
Salaries and Wages-Emergency	-
Total Personal Services	-

MAINTENANCE AND OTHER OPERATING EXPENSES

Traveling Expenses	
Traveling Expenses-Local	3,200.00
Training and Scholarship Expenses	
Training Expenses	-
Supplies and Materials Expenses	
Office Supplies Expenses	9,000.00
Utility Expenses	
Water Expenses	-
Electricity Expenses	8,396.31
Communication Expenses	
Professional Services	
Other Professional Services	162,000.00
Repair and Maintenance	
Buildings	
Repairs and Maintenance-School Building	59,730.00

Non-Cash Expenses

Depreciation	
Buildings	
Depreciation-School Buildings	-
Office Equipment, Furnitures and Fixtures	
Depreciation-Office Equipment	-
Depreciation-Furniture and Fixtures	-
Depreciation-IT Equipment	-
Other Maintenance and Operating Expenses	298,080.00

TOTAL OPERATING EXPENSES 540,406.31

INCOME FROM OPERATIONS 1,417,443.59

FINANCIAL EXPENSES

Bank Charges	-
--------------	---


Income before Subsidies, Donations and Extraordinary Items 1,417,443.59

NET INCOME 1,417,443.59

Prepared by:


JENNELYN T. HUMILDE
Admin. Aide Casual

Certified correct:


GERRY A. CAMBA, CPA
Municipal Accountant