

**Republic of the Philippines**  
**MUNICIPALITY OF BANI**  
**STATEMENT OF RECEIPTS AND EXPENDITURES**  
**GENERAL FUND**  
*For the Month Ended September 30, 2012*

**TAX REVENUE**

Local Taxes

Amusement Tax	17,500.00
Business Taxes (Local Tax)	1,389,815.91
Community Tax	294,706.44
Real Property Tax	2,438,302.21
Less: Discount on Real Property Tax	321,598.26
Other Local Taxes	468,282.16
Total Local Taxes	4,287,008.46

**GENERAL INCOME ACCOUNTS**

Internal Revenue Allotment	51,459,417.00
----------------------------	---------------

Permits and Licenses

Fees on Weight and Measures	8,700.00
Fishery Rentals, Fees and Charges	1,747,169.10
Franchising and Licencing Fees	163,960.00
Permit Fees	579,543.70
Registration Fees	51,284.00
Total Permits and Licenses	2,550,656.80

Service Income

Clearance/ Certification Fees	461,267.14
Garbage Fees	48,025.00
Inspection Fees	90,513.00
Medical, Dental and Laboratory Fees	226,694.00
Other Services Income	1,012,989.73
Total Service Income	1,839,488.87

Business Income

Income from Cemetery Operations	11,450.00
Income from Markets	2,219,370.60
Income from Slaughterhouse	226,543.00
Fines and Penalties-Business Income	47,829.50
Total Business Income	2,505,193.10

Other Income

Interest Income	24,311.14
Total Other Income	24,311.14

**TOTAL OPERATING INCOME**

62,666,075.37

**EXPENSES**

**PERSONAL SERVICES**

Salaries and Wages

Salaries and Wages-Regular	14,814,251.59
Salaries and Wages-Casual	1,890,116.00

Other Compensation

Personal Economic Relief Allowance	2,043,090.00
Representation Allowance (RA)	1,101,600.00
Transportation Allowance (TA)	1,101,600.00
Clothing/Uniform Allowance	464,000.00
Subsistence, Laundry and Quarters Allowances	205,200.00
Productivity Incentive Allowance	116,000.00
Hazard Pay	352,053.00
Longevity Pay	40,000.00
Cash Gift	287,500.00
Year End Bonus	920,557.00

Personnel Benefits Contributions	
Life and Retirement Insurance Contributions	1,739,689.54
Pag-ibig Contributions	325,044.93
Philhealth Contributions	166,837.50
ECC Contributions	70,107.06
Other Personal Benefits	
Terminal Leave Benefits	11,502.66
Total Personal Services	25,649,149.28
<b>MAINTENANCE AND OTHER OPERATING EXPENSES</b>	
Traveling Expenses	
Traveling Expenses-Local	1,671,963.81
Training and Scholarship Expenses	
Training Expenses	273,494.00
Scholarship Expenses	686,724.79
Supplies and Materials Expenses	
Office Supplies Expenses	789,160.46
Accountable Forms Expenses	132,290.00
Drug and Medicines Expenses	19,529.68
Medical, Dental and Laboratory Supplies Expenses	45,438.00
Gasoline, Oil and Lubricants Expenses	2,712,402.51
Agricultural Supplies Expenses	46,740.00
Other Supplies Expenses	8,055.00
Utility Expenses	
Water Expenses	283,859.09
Electricity Expenses	1,924,646.23
Communication Expenses	
Postage and Deliveries	3,234.00
Telephone Expenses- Landline	118,082.60
Telephone Expenses- Mobile	585,961.79
Internet Expenses	90,713.09
Cable, Satellite, Telegraph and Radio Expenses	6,480.00
Advertising Expenses	172,300.00
Printing and Binding Expenses	4,800.00
Subscriptions Expenses	43,430.00
Professional Services	
Auditing Services	82,614.00
Janitorial Services	3,271,447.45
Other Professional Services	1,433,366.64
Repair and Maintenance	
Land and Land Improvements	
Repairs and Maintenance-Land Improvements	554,230.04
Buildings	
Repairs and Maintenance-Office Building	62,066.50
Repairs and Maintenance-Hospitals and Health Centers	29,050.00
Repairs and Maintenance-Market and Slaughterhouse	90,128.00
Repairs and Maintenance-Other Structures	119,509.00
Office Equipment, Furnitures and Fixtures	
Repairs and Maintenance-Office Equipment	32,852.00
Repairs and Maintenance-Furniture and Fixtures	95,211.00
Repairs and Maintenance-IT Equipment	63,665.00
Machineries and Equipment	
Repairs and Maintenance-Communication Equipment	16,300.00
Repairs and Maintenance-Medical, Dental and Laboratory Equipment	11,000.00
Transportation Equipment	
Repairs and Maintenance-Motor Vehicle	587,808.08
Repairs and Maintenance-Watercrafts	8,104.00
Other Property, Plant and Equipment	
Repairs and Maintenance-Other Property,Plant and Equipment	75,250.00


Public Infrastructures	
Repairs and Maintenance-Roads, Highways and Bridges	206,869.00
Repairs and Maintenance-Parks, Plazas and Monuments	250,832.00
Repairs and Maintenance-Artesian Wells, Reservoir, Pumping Station and Conduits	72,687.00
Repairs and Maintenance-Other Public Infrastructures	744,672.16
Taxes, Insurance Premiums and Other Fess	
Fidelity Bond Premium	13,950.00
Insurance Expenses	1,107,097.96
Other Maintenance and Operating Expenses	2,436,850.23
<b>TOTAL OPERATING EXPENSES</b>	<b>46,634,014.39</b>
<b>INCOME FROM OPERATIONS</b>	<b>16,032,060.98</b>
FINANCIAL EXPENSES	
Bank Charges	-
Commitment Fees	-
Documentary Stamps Expenses	-
Interest Expenses	-
Other Financial Charges	-
Income before Subsidies, Donations and Extraordinary Items	16,032,060.98
Add: Subsidy from Other National Government Agencies	-
Subsidy from Other LGUs	-
Subsidy from Other Funds	-
Less: Subsidy to National Government Agencies	484,540.00
Subsidy to Local Government Units	-
Subsidy to Government Owned and Controlled Corporations	-
Subsidy to NGOs/Pos	-
Subsidy to Other Funds	-
Donations	320,010.00
Total	804,550.00
Income before Extraordinary Items	15,227,510.98
Add(Less) Extraordinary Items:	
Gain/Loss on foriegn Exchange	-
Gain/Loss on Sale of Disposal Assets	-
Gain/Loss on Sale of Securities	-
<b>Net receipts before Capital Outlay Expenditures</b>	<b>15,227,510.98</b>
Less: Infrastructures Projects	
Construc tion in Progress- Roads, Highways and Bridges	-
Construc tion in Progress- Artesian Wells, Reserviors, Pumping Station	-
Construc tion in Progress- Irrigation, Canals and Laterals	-
Construc tion in Progress- Other Public Infrastructures	-
Total Infrastructure Projects	-
Less: Capital Outlay Expenditures	
Land	5,830,000.00
Property, Plant and Equipment	137,150.00
Total Capital Outlay	5,967,150.00
<b>NET RECEIPTS OVER EXPENDITURES</b>	<b>9,260,360.98</b>

Prepared by:



**JENNELYN T. HUMILDE**  
*Admin. Aide Casual*

Certified correct:



**GERRY A. CAMBA, CPA**  
*Municipal Accountant*

**Republic of the Philippines**  
**MUNICIPALITY OF BANI**  
**STATEMENT OF INCOME AND EXPENSES**  
**GENERAL FUND**  
*For the Month Ended September 30, 2012*

TAX REVENUE	
Local Taxes	
Amusement Tax	17,500.00
Business Taxes (Local Tax)	1,389,815.91
Community Tax	294,706.44
Real Property Tax	2,438,302.21
Less: Discount on Real Property Tax	321,598.26
Other Local Taxes	468,282.16
Total Local Taxes	4,287,008.46
GENERAL INCOME ACCOUNTS	
Internal Revenue Allotment	51,459,417.00
Permits and Licenses	
Fees on Weight and Measures	8,700.00
Fishery Rentals, Fees and Charges	1,747,169.10
Franchising and Licencing Fees	163,960.00
Permit Fees	579,543.70
Registration Fees	51,284.00
Total Permits and Licenses	2,550,656.80
Service Income	
Clearance/ Certification Fees	461,267.14
Garbage Fees	48,025.00
Inspection Fees	90,513.00
Medical, Dental and Laboratory Fees	226,694.00
Other Services Income	1,012,989.73
Total Service Income	1,839,488.87
Business Income	
Income from Cemetery Operations	11,450.00
Income from Markets	2,219,370.60
Income from Slaughterhouse	226,543.00
Fines and Penalties-Business Income	47,829.50
Total Business Income	2,505,193.10
Other Income	
Interest Income	24,311.14
Total Other Income	24,311.14
<b>TOTAL OPERATING INCOME</b>	<b>62,666,075.37</b>
EXPENSES	
PERSONAL SERVICES	
Salaries and Wages	
Salaries and Wages-Regular	14,814,251.59
Salaries and Wages-Casual	1,890,116.00
Other Compensation	
Personal Economic Relief Allowance	2,043,090.00
Representation Allowance (RA)	1,101,600.00
Transportation Allowance (TA)	1,101,600.00
Clothing/Uniform Allowance	464,000.00
Subsistence, Laundry and Quarters Allowances	205,200.00
Productivity Incentive Allowance	116,000.00
Hazard Pay	352,053.00
Longevity Pay	40,000.00
Cash Gift	287,500.00
Year End Bonus	920,557.00


Personnel Benefits Contributions	
Life and Retirement Insurance Contributions	1,739,689.54
Pag-ibig Contributions	325,044.93
Philhealth Contributions	166,837.50
ECC Contributions	70,107.06
Other Personal Benefits	
Terminal Leave Benefits	11,502.66
Total Personal Services	25,649,149.28
<b>MAINTENANCE AND OTHER OPERATING EXPENSES</b>	
Traveling Expenses	
Traveling Expenses-Local	1,671,963.81
Training and Scholarship Expenses	
Training Expenses	273,494.00
Scholarship Expenses	686,724.79
Supplies and Materials Expenses	
Office Supplies Expenses	789,160.46
Accountable Forms Expenses	132,290.00
Drug and Medicines Expenses	19,529.68
Medical, Dental and Laboratory Supplies Expenses	45,438.00
Gasoline, Oil and Lubricants Expenses	2,712,402.51
Agricultural Supplies Expenses	46,740.00
Other Supplies Expenses	8,055.00
Utility Expenses	
Water Expenses	283,859.09
Electricity Expenses	1,924,646.23
Communication Expenses	
Postage and Deliveries	3,234.00
Telephone Expenses- Landline	118,082.60
Telephone Expenses- Mobile	585,961.79
Internet Expenses	90,713.09
Cable, Satellite, Telegraph and Radio Expenses	6,480.00
Advertising Expenses	172,300.00
Printing and Binding Expenses	4,800.00
Subscriptions Expenses	43,430.00
Professional Services	
Auditing Services	82,614.00
Janitorial Services	3,271,447.45
Other Professional Services	1,433,366.64
Repair and Maintenance	
Land and Land Improvements	
Repairs and Maintenance-Land Improvements	554,230.04
Buildings	
Repairs and Maintenance-Office Building	62,066.50
Repairs and Maintenance-Hospitals and Health Centers	29,050.00
Repairs and Maintenance-Market and Slaughterhouse	90,128.00
Repairs and Maintenance-Other Structures	119,509.00
Office Equipment, Furnitures and Fixtures	
Repairs and Maintenance-Office Equipment	32,852.00
Repairs and Maintenance-Furniture and Fixtures	95,211.00
Repairs and Maintenance-IT Equipment	63,665.00
Machineries and Equipment	
Repairs and Maintenance-Communication Equipment	16,300.00
Repairs and Maintenance-Medical, Dental and Laboratory Equipment	11,000.00
Transportation Equipment	
Repairs and Maintenance-Motor Vehicle	587,808.08
Repairs and Maintenance-Watercrafts	8,104.00
Other Property, Plant and Equipment	
Repairs and Maintenance-Other Property,Plant and Equipment	75,250.00

Public Infrastructures	
Repairs and Maintenance-Roads, Highways and Bridges	206,869.00
Repairs and Maintenance-Parks, Plazas and Monuments	250,832.00
Repairs and Maintenance-Artesian Wells, Reservoir, Pumping Station and Conduits	72,687.00
Repairs and Maintenance-Other Public Infrastructures	744,672.16
Taxes, Insurance Premiums and Other Fess	
Fidelity Bond Premium	13,950.00
Insurance Expenses	1,107,097.96
Other Maintenance and Operating Expenses	2,436,850.23
<b>TOTAL OPERATING EXPENSES</b>	<b>46,634,014.39</b>
<b>INCOME FROM OPERATIONS</b>	<b>16,032,060.98</b>
<b>FINANCIAL EXPENSES</b>	
Bank Charges	-
Commitment Fees	-
Documentary Stamps Expenses	-
Interest Expenses	-
Other Financial Charges	-
Income before Subsidies, Donations and Extraordinary Items	16,032,060.98
Add: Subsidy from Other National Government Agencies	-
Subsidy from Other LGUs	-
Subsidy from Other Funds	-
Less: Subsidy to National Government Agencies	484,540.00
Subsidy to Local Government Units	-
Subsidy to Government Owned and Controlled Corporations	-
Subsidy to NGOs/Pos	-
Subsidy to Other Funds	-
Donations	320,010.00
Total	804,550.00
Income before Extraordinary Items	15,227,510.98
Add(Less) Extraordinary Items:	
Gain/Loss on foriegn Exchange	-
Gain/Loss on Sale of Disposal Assets	-
Gain/Loss on Sale of Securities	-
<b>NET INCOME</b>	<b>15,227,510.98</b>

Prepared by:

  
**JENNELYN T. HUMILDE**  
*Admin. Aide Casual*

Certified correct:

  
**GERRY A. CAMBA, CPA**  
*Municipal Accountant*

**Republic of the Philippines**  
**MUNICIPALITY OF BANI**  
**STATEMENT OF RECEIPTS AND EXPENDITURES**  
**SPECIAL EDUCATION FUND**  
*For the Month Ended September 30, 2012*


TAX REVENUE		
Local Taxes		
Special Education Tax		2,967,477.88
Less: Discount on Special Education Tax		321,598.26
Total Local Taxes		2,645,879.62
GENERAL INCOME ACCOUNTS		
Other Income		
Interest Income		7,089.56
Total Other Income		7,089.56
TOTAL OPERATING INCOME		2,652,969.18
EXPENSES		
PERSONAL SERVICES		
Salaries and Wages		
Salaries and Wages-Contractual		-
MAINTENANCE AND OTHER OPERATING EXPENSES		
Traveling Expenses		
Traveling Expenses-Local		44,240.00
Training and Scholarship Expenses		
Training Expenses		23,250.00
Supplies and Materials Expenses		
Office Supplies Expenses		9,000.00
Medical, Dental and Laboratory Supplies Expenses		50,230.00
Utility Expenses		
Electricity Expenses		22,787.59
Other Professional Services		479,520.00
Repair and Maintenance		
Buildings		
Repairs and Maintenance-School Building		166,863.00
Other Maintenance and Operating Expenses		376,412.00
TOTAL OPERATING EXPENSES		1,172,302.59
INCOME FROM OPERATIONS		1,480,666.59
FINANCIAL EXPENSES		
Bank Charges		-
Commitment Fees		-
Documentary Stamps Expenses		-
Interest Expenses		-
Other Financial Charges		-
Income before Subsidies, Donations and Extraordinary Items		1,480,666.59
Add:		
Subsidy from Other National Government Agencies		-
Subsidy from Other LGUs		-
Subsidy from Other Funds		-
Total		1,480,666.59
Less:		
Subsidy to National Government Agencies		-
Subsidy to Local Government Units		-
Subsidy to Government Owned and Controlled Corporations		-
Subsidy to NGOs/Pos		-
Subsidy to Other Funds		-
Donations		-
Total		-
Income before Extraordinary Items		1,480,666.59

Add(Less) Extraordinary Items:	
Gain/Loss on foriegn Exchange	-
Gain/Loss on Sale of Disposal Assets	-
Gain/Loss on Sale of Securities	-
Gain/Loss on Sale of Securities	-
<b>Net receipts before Capital Outlay Expenditures</b>	<b>1,480,666.59</b>
Less: Capital Outlay Expenditures	
Property, Plant and Equipment	21,700.00
Total Capital Outlay	21,700.00
<b>NET RECEIPTS OVER EXPENDITURES 2012</b>	<b>1,458,966.59</b>

Prepared by:

  
**JENNILYN T. HUMILDE**  
*Admin. Aide Casual*

Certified correct:

  
**GERY A. CAMBA, CPA**  
*Municipal Accountant*




**Republic of the Philippines**  
**MUNICIPALITY OF BANI**  
**STATEMENT OF INCOME AND EXPENSES**  
**SPECIAL EDUCATION FUND**  
*For the Month Ended September 30, 2012*


TAX REVENUE	
Local Taxes	
Special Education Tax	2,967,477.88
Less: Discount on Special Education Tax	321,598.26
Total Local Taxes	2,645,879.62
GENERAL INCOME ACCOUNTS	
Other Income	
Interest Income	7,089.56
Total Other Income	7,089.56
TOTAL OPERATING INCOME	2,652,969.18
EXPENSES	
PERSONAL SERVICES	
Salaries and Wages	
Salaries and Wages-Contractual	-
Total Personal Services	-
MAINTENANCE AND OTHER OPERATING EXPENSES	
Traveling Expenses	
Traveling Expenses-Local	44,240.00
Training and Scholarship Expenses	
Training Expenses	23,250.00
Supplies and Materials Expenses	
Office Supplies Expenses	9,000.00
Medical, Dental and Laboratory Supplies Expenses	50,230.00
Utility Expenses	
Electricity Expenses	22,787.59
Professional Services	
Other Professional Services	479,520.00
Repair and Maintenance	
Buildings	
Repairs and Maintenance-School Building	166,863.00
Other Maintenance and Operating Expenses	376,412.00
TOTAL OPERATING EXPENSES	1,172,302.59
INCOME FROM OPERATIONS	1,480,666.59
FINANCIAL EXPENSES	
Bank Charges	-
Commitment Fees	-
Documentary Stamps Expenses	-
Interest Expenses	-
Other Financial Charges	-
Income before Subsidies, Donations and Extraordinary Items	1,480,666.59
Add:	
Subsidy from Other National Government Agencies	-
Subsidy from Other LGUs	-
Subsidy from Other Funds	-
Total	1,480,666.59
Less:	
Subsidy to National Government Agencies	-
Subsidy to Local Government Units	-
Subsidy to Government Owned and Controlled Corporations	-
Subsidy to NGOs/Pos	-
Subsidy to Other Funds	-
Donations	-
Total	-
Income before Extraordinary Items	1,480,666.59

Add(Less) Extraordinary Items:	
Gain/Loss on foriegn Exchange	-
Gain/Loss on Sale of Disposal Assets	-
Gain/Loss on Sale of Securities	-
NET INCOME	1,480,666.59

Prepared by:

  
**JENNELYN T. HUMILDE**  
*Admin. Aide Casual*

Certified correct:

  
**GERRY A. CAMBA, CPA**  
*Municipal Accountant*